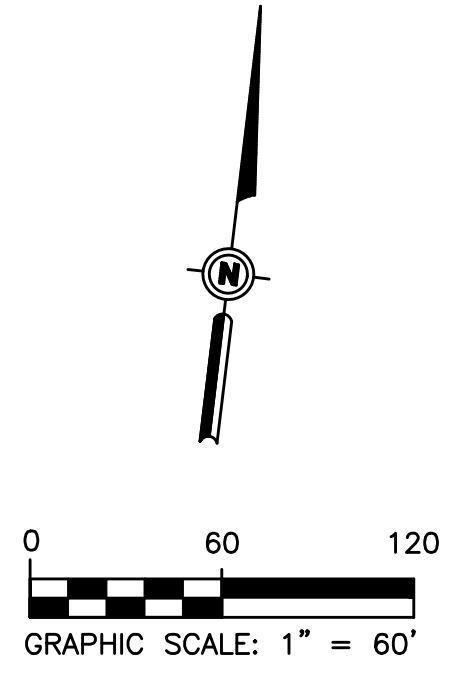
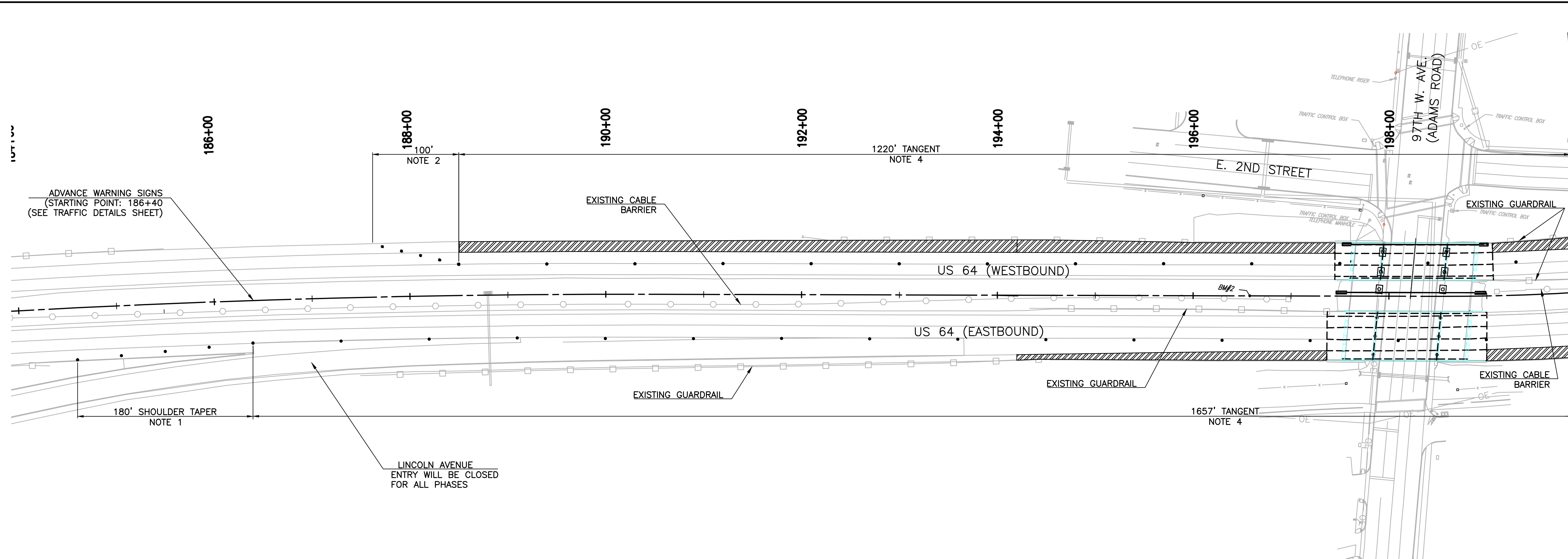
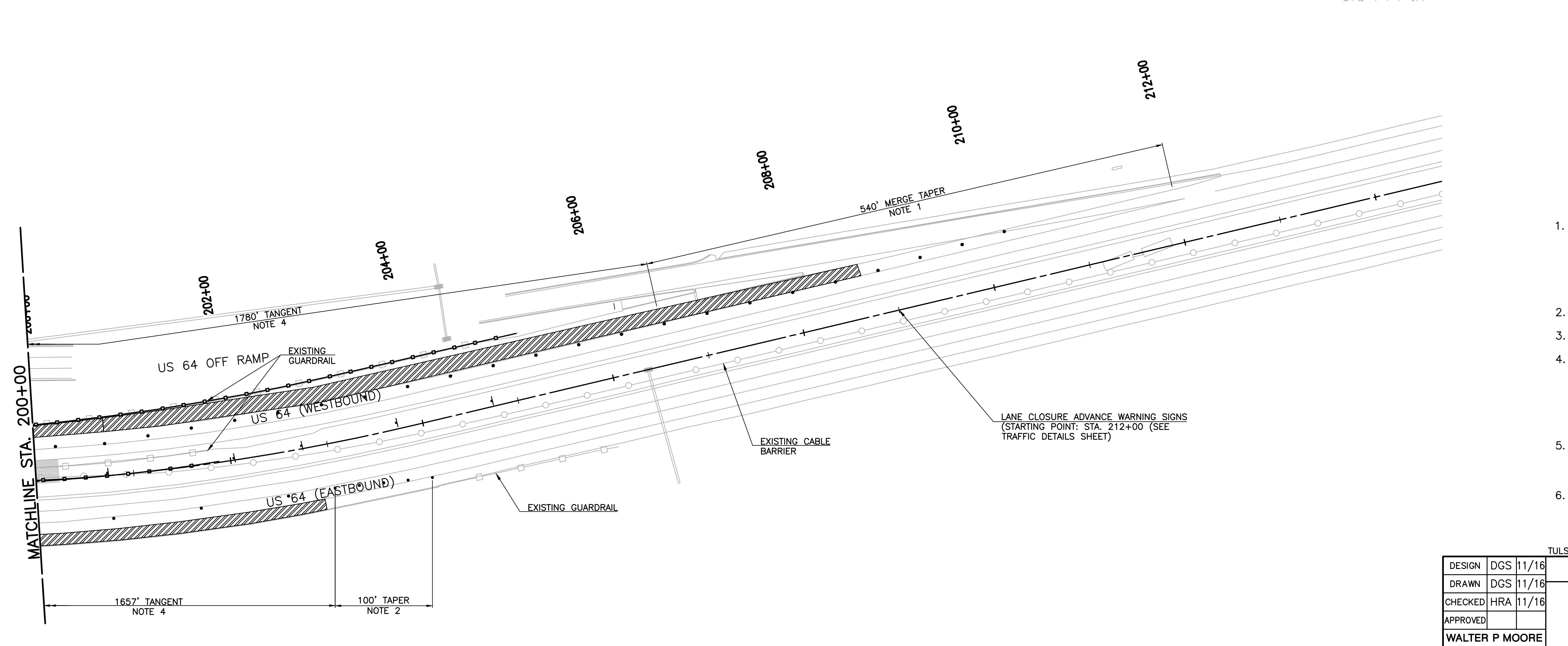


REVISIONS		
REV. NO.	DESCRIPTION	DATE



- LEGEND**
- CHANNELIZING DEVICE W/ TEMPORARY STRIPING
 - ▲ TYPE III BARRICADE
 - ▲ ARROW DISPLAY
 - ▲ SIGNS
 - ▨ PORTABLE LONGITUDINAL BARRIER (W/ GLARE SCREENS)
 - ▨ PORTABLE LONGITUDINAL BARRIER
 - ▨ WORK AREA

- NOTES**
1. MAXIMUM SPACING BETWEEN CHANNELIZING DEVICES (FEET) SHALL BE EQUAL TO THE POSTED SPEED LIMIT (M.P.H.) WITH THE FOLLOWING EXCEPTIONS. SPACING SHALL NOT EXCEED 25 FEET FOR CONES OR TUBE CHANNELIZERS; IT SHALL NOT EXCEED 50 FEET FOR TYPE II BARRICADES, VERTICAL PANELS OR DRUMS.
 2. A MINIMUM OF FIVE (5) CHANNELIZING DEVICES SHALL BE PLACED IN THIS AREA.
 3. CONSTRUCTION SPEED LIMIT TO BE DETERMINED BY THE DIVISION ENGINEER.
 4. MAXIMUM SPACING BETWEEN CHANNELIZING DEVICES (FEET) SHALL BE EQUAL TO TWICE THE POSTED SPEED LIMIT (M.P.H.) WITH THE FOLLOWING EXCEPTIONS. SPACING SHALL NOT EXCEED 50 FEET FOR CONES OR TUBE CHANNELIZERS; IT SHALL NOT EXCEED 100 FEET FOR TYPE II BARRICADES, VERTICAL PANELS OR DRUMS.
 5. CW1-8 (CHEVRONS) TO BE USED THRU LANE TAPER ON EVERY OTHER DRUM AND R4-7A(R) OR (L) (KEEP RIGHT OF LEFT) TO BE USED THRU TANGENT LANES ON EVERY OTHER DRUM PER TCS2-1
 6. FOR INFORMATION REGARDING THE LENGTHS OF TAPERS, TANGENTS, AND CROSSOVERS, AS WELL AS THE SPACING OF CHANNELIZING DEVICES, SEE STANDARDS DRAWING TCS2-1-(LATEST REVISION).



DESIGN	DGS	11/16
DRAWN	DGS	11/16
CHECKED	HRA	11/16
APPROVED		
WALTER P MOORE		

TULSA COUNTY US-64 OVER 97TH W. AVE.
 OKLAHOMA DEPARTMENT OF TRANSPORTATION
TRAFFIC PHASING
US 64
(PHASE 1A)
 STATE JOB NO. 28884(04) SHEET NO. 17

X:\M12\2015\2005-07 0007 EC-144 US-64 Task 5\Civil\Draw\17-23-M12-2005-07-TRAFFIC CORRIS.dwg Jun 12, 2017 - 8:18am sarakk